

GLUE OR TAPE HERE

GLUE OR TAPE HERE


**"Joseph was thrown into Pharaoh's prison, even though he had done nothing wrong. But God was with him, and he soon gained favor with the prison guard."**





**"While in prison, Joseph met Pharaoh's cupbearer and baker. They both had strange dreams, and Joseph, with God's help, explained what the dreams meant."**



**"Later, when Pharaoh had troubling dreams, the released cupbearer remembered Joseph. Joseph was sent for, and he explained Pharaoh's dreams, leading to Joseph's release and rise to power."**







## Joseph Interprets Pharaoh's Dreams INTERACTIVE CRAFT STORY

### STEP 1 :

Carefully cut out each character along the dotted lines. Then, fold the attached white strip behind the character and glue or tape it to itself to create a loop.

### STEP 2 :




Fold the story scene once along each of the black lines to form a triangle, and then glue the tab to itself so each part of the story can stand up and be viewed on all three sides.

### STEP 3 :

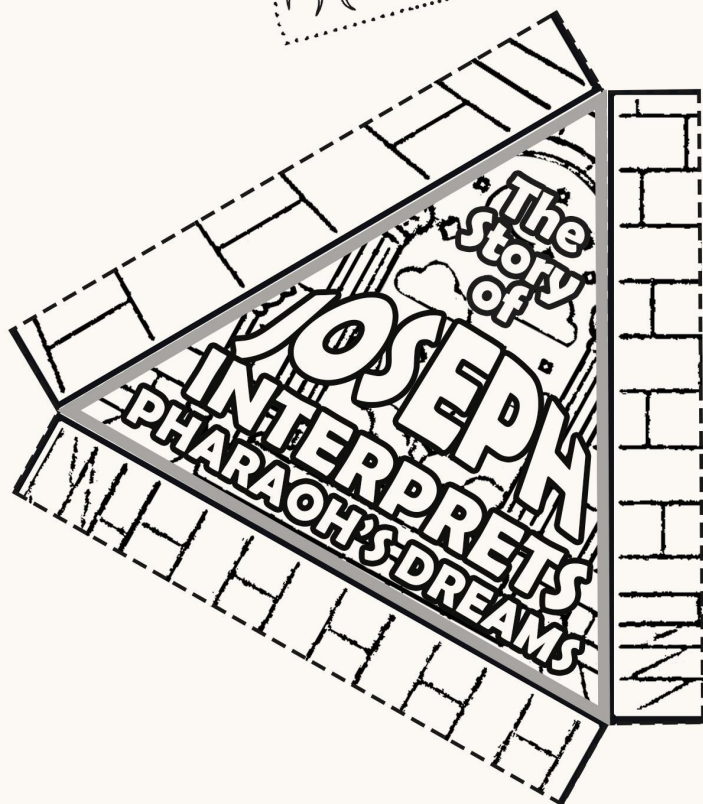
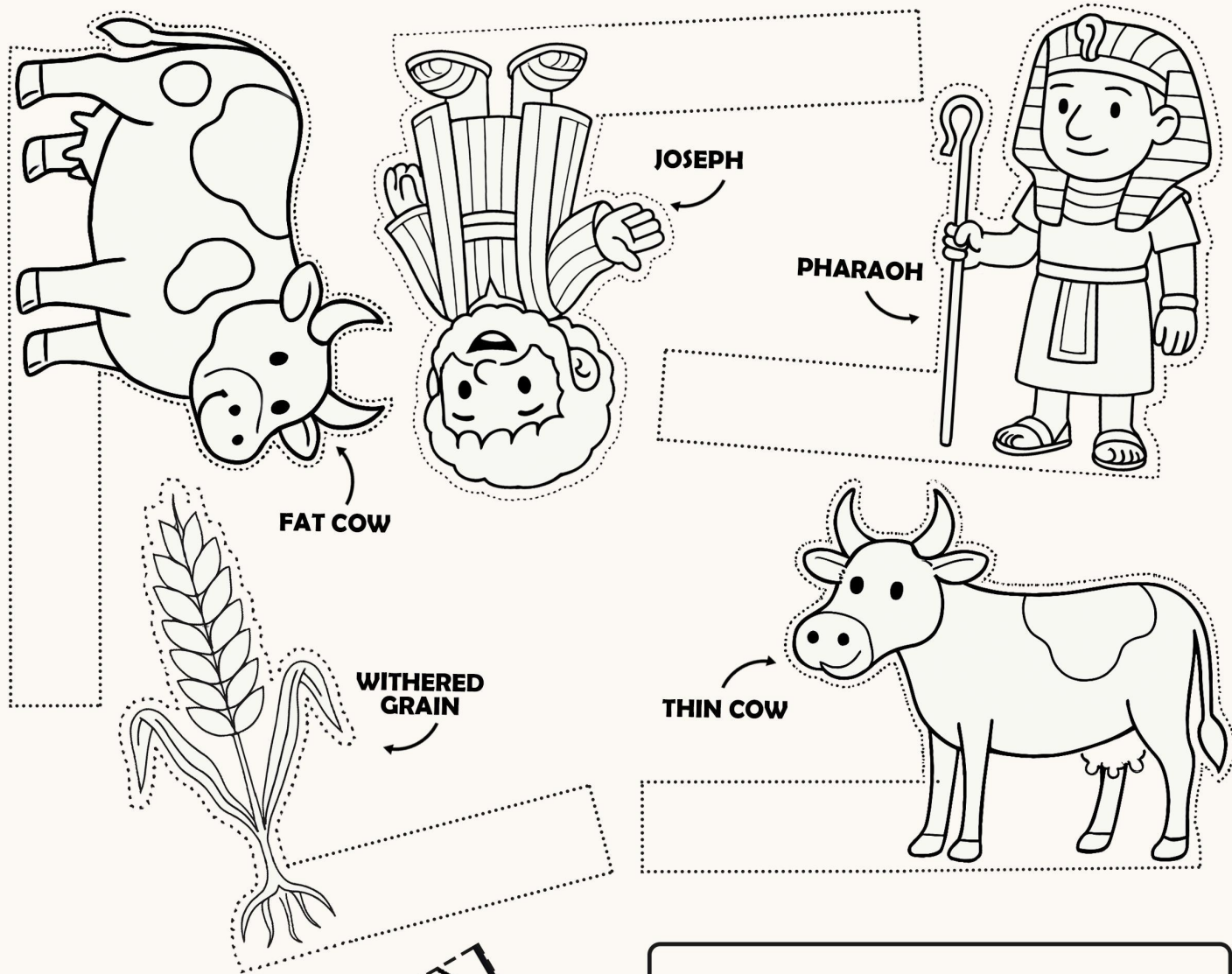
Cut out the title triangle ("Joseph Interprets Pharaoh's Dreams") and glue or tape it to the bottom of the folded scene triangle to create a container to hold your characters.

GLUE OR TAPE HERE

GLUE OR TAPE HERE







## Joseph Interprets Pharaoh's Dreams INTERACTIVE CRAFT STORY

### STEP 1 :

Carefully cut out each character along the dotted lines. Then, fold the attached white strip behind the character and glue or tape it to itself to create a loop.

### STEP 2 :

Fold the story scene once along each of the black lines to form a triangle, and then glue the tab to itself so each part of the story can stand up and be viewed on all three sides.

### STEP 3 :

Cut out the title triangle ("Joseph Interprets Pharaoh's Dreams") and glue or tape it to the bottom of the folded scene triangle to create a container to hold your characters.